

Efficient heat exchange combined with fresh ventilation

The use of a high-efficiency heat-exchanging process achieves outstanding energy efficiency and quiet operation. The heat-exchanging mode or the normal ventilation mode can be appropriately selected according to the air conditioning requirements of the space to create a comfortable air-conditioned space.

Residential, Commercial & Light Commercial VENTILATION









VENTILATION Lineup

- Vn-002 Energy Recovery Ventilator
- Vn-004 DX kit for Air handling applications
 - for VRF Outdoor unit
- Vn-006 DX kit for Air handling applications
 - for Single Split Outdoor Units



Lineup

| Airflow rate (m ³ /h) | 250 | 350 | 500 | 800 | 1000 |
|-----------------------------------|---|---|---|---|---|
| Energy Recovery Ventilator |  |  |  |  |  |
| | UTZ-BD025C | UTZ-BD035C | UTZ-BD050C | UTZ-BD080C | UTZ-BD100C |

| Connectable capacity class (kW) | 5.0 | 6.3 | 8.0 | 10.0 | 12.5 | 14.0 | 20.0 | 25.0 | 40.0 | 50.0 |
|--|---|---|---|---|---|---|---|---|------|------|
| DX kit for Air handling applications for VRF Outdoor unit |  |  |  |  |  |  |  |  | | |
| | EUV unit UTP-VX30A | Control unit UTY-VDGX | EUV unit UTP-VX60A | Control unit UTY-VDGX | EUV unit UTP-VX90A | Control unit UTY-VDGX | EUV unit UTP-VX90A × 2 | Control unit UTY-VDGX | | |

| Connectable capacity class (kW) | 2.5 - 22.0 | |
|--|---|--|
| DX kit for Air handling applications for Single Split Outdoor Units |  | |
| | UTY-XDZX | |

Energy Recovery Ventilator



The energy recovery ventilator unit provides energy efficiency for comfort and improved savings.

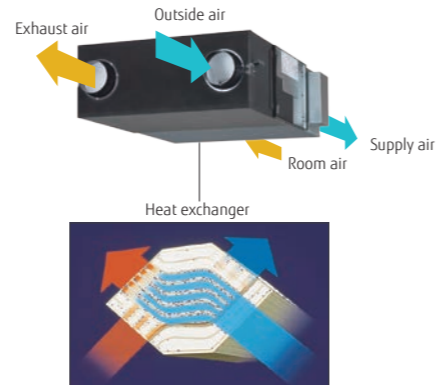
Heat exchange ventilation and normal ventilation

Heat exchange ventilation

When a room is cooled or heated, the exhausted cooling or heating energy is recovered by heat exchange ventilation.

Normal ventilation

Used when the indoor space does not require cooling or heating, i.e., when there is little temperature difference between the indoor and outdoor environments.



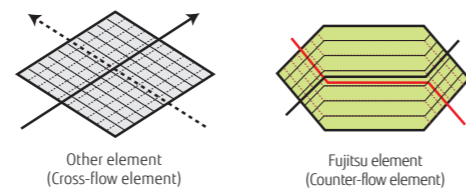
A high-efficiency counter-flow heat-exchanging element is used in the setup.

Energy efficiency and ecology

The use of a counter-flow heat-exchanging element, designed to recover up to 77% of heat from the outgoing air, significantly reduces energy consumption. The air conditioning load is reduced by approximately 20%, which results in substantial savings in energy cost.

Comparison of heat-exchanging elements

Air flows in a straight line through a crossflow element. In contrast, air flows for a longer time (a longer distance) through a counter-flow element to achieve more consistent heat-exchanging performance.



Quiet operation

Significantly lower noise levels are achieved by reducing pressure loss.

25.5dB
(UTZ-BD035C)

Extended range of external static pressure

The use of a powerful fan motor improves the external static pressure. This allows it to be installed in a variety of buildings.

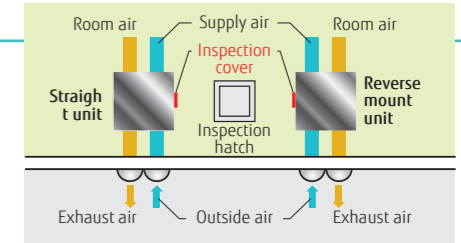
Slim design for easier installation

The use of a counter-flow heat-exchanging element made it possible to design a quieter, slimmer unit.



Reverse-mountable direct air supply and exhaust system

Simplifies the duct design, due to its straight ducts for air supply and exhaust. Since each unit can be mounted facing opposite directions, only one inspection hole is needed for two units. This makes duct work easier and more flexible.




Simple remote operation

Easy operation with connected liquid crystal switch

- Power On/Off
- Air volume High/Low
- Heat exchange ventilation and normal ventilation
- On/Off Timer
- Clean filter display



Model: UTZ-BD025C/UTZ-BD035C/UTZ-BD050C/UTZ-BD080C/UTZ-BD100C



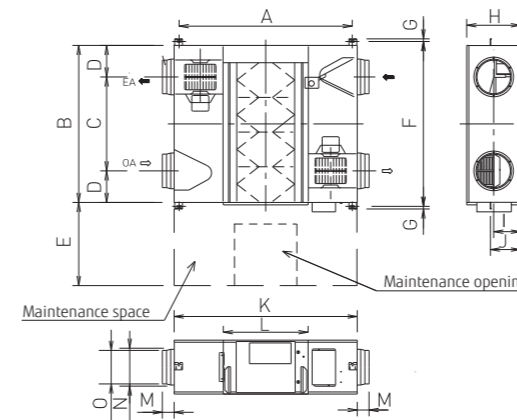
Specifications

| Rated flow rate | 250 m ³ /h | | 350 m ³ /h | | 500 m ³ /h | | 800 m ³ /h | | 1000 m ³ /h | |
|---------------------------|--------------------------------------|-----------------------|-----------------------|-----------------|-----------------------|-------------------|-----------------------|---------------------|------------------------|--|
| Model name | UTZ-BD025C | | UTZ-BD035C | | UTZ-BD050C | | UTZ-BD080C | | UTZ-BD100C | |
| Power source | Single phase, ~220 to 240 V, 50 Hz | | | | | | | | | |
| Heat Exchange Ventilation | Input power | (Extra high)/High/Low | W | 128/123/96 | 190/185/168 | 289/225/185 | 418/378/295 | 464/432/311 | | |
| | Airflow rate | (Extra high)/High/Low | m ³ /h | 250/25/190 | 350/350/240 | 500/500/440 | 800/800/630 | 1,000/1,000/700 | | |
| | External static pressure | (Extra high)/High/Low | Pa | 105/95/45 | 140/60/45 | 120/60/35 | 140/110/55 | 105/80/75 | | |
| | Temperature exchange efficiency | (Extra high)/High/Low | % | 75/75/77 | 75/75/78 | 75/75/76 | 75/75/76 | 75/75/79 | | |
| | Energy exchange efficiency cooling | (Extra high)/High/Low | % | 63/63/65 | 66/66/71 | 62/62/64 | 65/65/68 | 65/65/70 | | |
| Normal Ventilation | Energy exchange efficiency heat pump | (Extra high)/High/Low | % | 70/70/72 | 69/69/73 | 67/67/69 | 71/71/74 | 71/71/76 | | |
| | Sound pressure level | (Extra high)/High/Low | dB* | 31.5/30.5/26.5 | 33.0/31.0/25.5 | 37.5/35.5/32.5 | 37.5/37.0/34.5 | 38.5/37.5/34.5 | | |
| | Input power | (Extra high)/High/Low | W | 128/123/96 | 190/185/168 | 289/225/185 | 418/378/295 | 464/432/311 | | |
| | Airflow rate | (Extra high)/High/Low | m ³ /h | 250/25/190 | 350/350/240 | 500/500/440 | 800/800/630 | 1,000/1,000/700 | | |
| | External static pressure | (Extra high)/High/Low | Pa | 105/95/45 | 140/60/45 | 120/60/35 | 140/110/55 | 105/80/75 | | |
| Sound pressure level | (Extra high)/High/Low | dB* | 31.5/30.5/26.5 | 33.0/31.0/25.5 | 38.5/38.0/32.5 | 37.5/37.0/34.5 | 40.5/39.5/36.5 | | | |
| Dimensions | W × D × H | mm | | 882 × 599 × 270 | 1,050 × 804 × 317 | 1,090 × 904 × 317 | 1,322 × 884 × 388 | 1,322 × 1,134 × 388 | | |
| Weight | | kg | | 29 | 49 | 57 | 71 | 83 | | |
| Outlet duct diameter | | mm | | 150 | 150 | 200 | 250 | 250 | | |
| Operating range | | °C | | -10 to 40 | -10 to 40 | -10 to 40 | -10 to 40 | -10 to 40 | | |
| Maximum humidity | | % | | 85 | 85 | 85 | 85 | 85 | | |

* Noise level measured 1.5 m below the center of the unit

Dimensions

(Unit: mm)



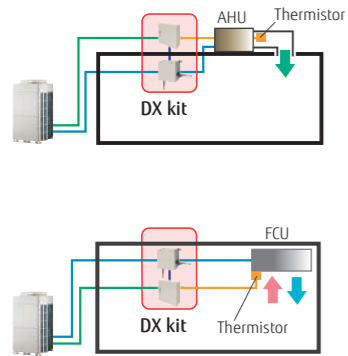
| | UTZ-BD025C | UTZ-BD035C | UTZ-BD050C | UTZ-BD080C | UTZ-BD100C |
|---|------------|------------|------------|------------|------------|
| A | 810 | 978 | 1,018 | 1,250 | 1,250 |
| B | 599 | 804 | 904 | 884 | 1,134 |
| C | 315 | 580 | 640 | 428 | 678 |
| D | 142 | 112 | 132 | 228 | 228 |
| E | 600 | 600 | 600 | 600 | 600 |
| F | 655 | 860 | 960 | 940 | 1,190 |
| G | 19 | 19 | 19 | 19 | 19 |
| H | 270 | 317 | 317 | 388 | 388 |
| I | 135 | 159 | 159 | 194 | 194 |
| J | 159 | 182 | 182 | 218 | 218 |
| K | 882 | 1,050 | 1,090 | 1,322 | 1,322 |
| L | 414 | 470 | 470 | 612 | 612 |
| M | 95 | 70 | 70 | 85 | 85 |
| N | Ø164 | Ø164 | Ø210 | Ø258 | Ø258 |
| O | Ø144 | Ø144 | Ø194 | Ø242 | Ø242 |

DX kit for Air handling applications for VRF Outdoor unit



With these kits, air handling units (AHUs) and fan coil units (FCUs) from other manufacturers can be incorporated into Fujitsu General VRF systems, or one AHU can be connected to one Fujitsu General VRF dedicated outdoor unit to control outdoor ventilation and room temperatures.

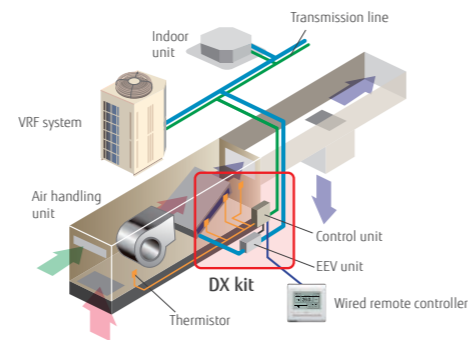
Multiple temperature sensors optimally control an Air handling unit and a fan coil unit.



When connected to an Air handling unit, the temperature of supply air is controlled by a discharge air sensor.

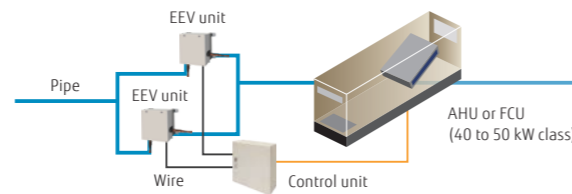
When connected to a fan coil unit, the room temperature is controlled by the discharge air sensor.

Application as part of a VRF system



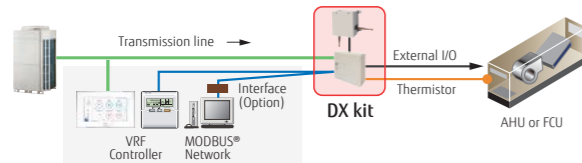
Supports a wide range of capacity classes

- Two EEV units can be connected in parallel to large-capacity units of up to 20 HP (50 kW). (UTP-LX180A separation tube required)
- Connectable capacity range: 5 kW to 50 kW

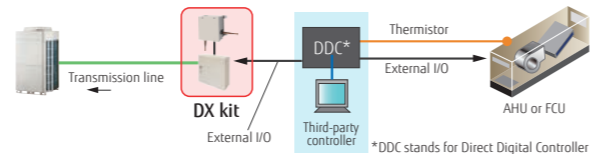


A variety of control options that meet application requirements

Central control enabled by our VRF controllers or central management controllers



Central control from external controllers



*DDC stands for Direct Digital Controller

Summary of functions

Inputs

- On/Off
- Setting temperature
- Capacity demand
- Heating/Cooling operation modes
- Fault information

Outputs

- On/Off indication
- Fan On/Off indication
- Thermostat On/Off indication
- Defrost indication
- Fault indication

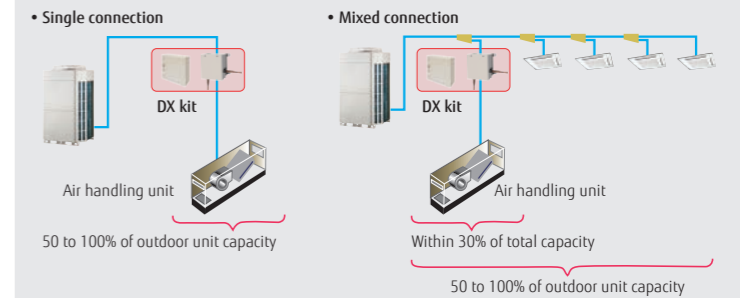
MODBUS® Control

Can be controlled via a MODBUS®-enabled BMS using an optional interface.

Installation requirements

- Connectable VRF Series: All VRF Series
- Capacity range of connectable DX kit systems with outdoor units: 50 to 100% of capacity
- Capacity range of connectable DX kit systems with indoor units: 30% or less of capacity
- Max. wire length from a control unit: 10 m
- Max. pipe length between EEV unit and indoor unit: 5 m
- A control unit (IP54 class) and an EEV unit can be installed outdoors.

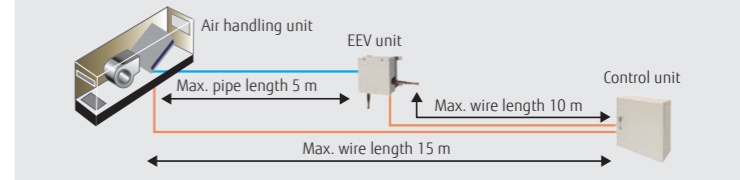
Connectable capacity




Optional separation tube to connect two EEV units: UTP-LX180A



Pipe and wire length



Control unit: UTY-VDGX EEV unit: UTP-VX30A/UTP-VX60A/UTP-VX90A



Specifications

| Connectable capacity class | | 5.0 kW | 6.3 kW | 8.0 kW | 10.0 kW | 12.5 kW | 14.0 kW | 20.0 kW | 25.0 kW | 40.0 kW | 50.0 kW |
|----------------------------|---------|--------|--------|--------|---------|---------|---------|---------|---------|---------|---------|
| Capacity | Cooling | 5.6 | 6.3 | 8.0 | 10.0 | 12.5 | 14.0 | 22.4 | 25.0 | 40.0 | 50.4 |
| | Heating | 6.3 | 7.1 | 9.0 | 11.2 | 14.0 | 16.0 | 25.0 | 28.0 | 45.0 | 56.5 |

| Control unit | | UTY-VDGX | |
|------------------------|----|-----------------|--|
| Power source | | 230/1/50 | |
| Dimensions (H × W × D) | mm | 400 × 400 × 120 | |

| EEV unit | | UTP-VX30A | UTP-VX60A | UTP-VX90A | UTP-VX90A × 2 |
|-----------------------------------|----|----------------|-----------|-----------|---------------|
| Connection pipe diameter (Liquid) | mm | Ø9.53 | Ø12.70 | Ø12.70 | Ø12.70 |
| Dimensions (H × W × D) | mm | 160 × 220 × 90 | | | |

Note: Specifications are based on the following conditions.
Cooling: Indoor temperature of 27°CDB/19°CWB, and outdoor temperature of 35°CDB/24°CWB.
Heating: Indoor temperature of 20°CDB/15°CWB, and outdoor temperature of 7°CDB/6°CWB.
Pipe length: 7.5 m Voltage: 230 [V].

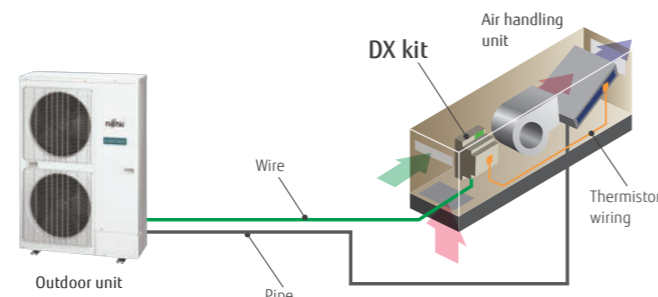
DX kit for Air handling applications for Single Split Outdoor Units



With this kit, other manufacturers' Air handling units (AHUs) and fan coil units (FCUs) can be incorporated into Fujitsu General Split outdoor units.

Flexible connectivity

This kit allows connections to third-party equipment. This control unit can also be used in conjunction with Fujitsu General single-split outdoor units, providing a perfect solution when a stand-alone Air handling unit is needed.



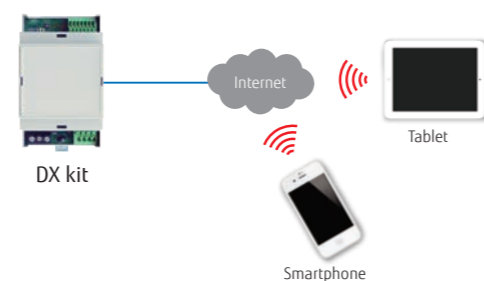
Supports a wide range of capacity classes

Capable of connecting large capacities in the range of 2.5 kW to 22.0 kW (Nominal)



Mobile devices allow for operation from anywhere

Can be operated and managed remotely using your smartphone or tablet.



Summary of functions

Inputs

- On/Off
- Heating/Cooling operation modes
- Capacity demand (analogue 0 to 10 V)
- Heat exchanger temperature

Outputs


- Status of Compressor, Defrost, and Errors (Potential free relays)
- Status indicator with LED

Wireless LAN Control

Wireless LAN control through cloud connectivity enables secure remote monitoring and control from anywhere.

Easy installation

- Compact DIN rail mountable enclosure for easy installation
- No expansion device required
- No separate external power supply required



Model: UTY-XDZX



Specifications

R410A models

| Capacity (Nominal) | kW | | 12 | 14 | 18 | 24 | 30 | 36 | 45 | 54 | 60 | 72 | 90 |
|--------------------|---------|-----|-----|-----|-----|------|------|------|------|------|------|------|------|
| | Cooling | | 3.5 | 4.3 | 5.2 | 6.8 | 8.5 | 9.4 | 12.1 | 13.3 | 15.0 | 19.0 | 22.0 |
| Heating | | 4.1 | 5.0 | 6.0 | 7.8 | 10.0 | 10.8 | 13.3 | 15.8 | 18.0 | 22.4 | 27.0 | |

R32 models

| Capacity (Nominal) | kW | | 09 | 12 | 14 | 18 | 22 | 24 | 30 | 36 | 45 | 54 |
|--------------------|---------|-----|-----|-----|-----|-----|-----|------|------|------|------|------|
| | Cooling | | 2.5 | 3.5 | 4.3 | 5.2 | 6.0 | 6.8 | 8.5 | 9.4 | 12.1 | 13.3 |
| Heating | | 3.2 | 4.1 | 5.0 | 6.0 | 7.0 | 7.5 | 10.0 | 10.8 | 13.3 | 15.8 | |

| Model name | | UTY-XDZX | |
|------------------------|--------|--------------------|--|
| Power source | V/Ø/Hz | 230/1/50 | |
| Dimensions (H × W × D) | mm | 90.2 × 53.3 × 57.5 | |
| Weight | g | 110 | |

Note: Specifications are based on the following conditions.
Cooling: Indoor temperature of 27°CDB/19°CWB, and outdoor temperature of 35°CDB/24°CWB.
Heating: Indoor temperature of 20°CDB/15°CWB, and outdoor temperature of 7°CDB/6°CWB.
Pipe length: 5.0 m Voltage: 230 [V].